

**Errata Sheet for:**

**Health Care Personnel Shortage Task Force 08 Update  
Section Three: Outcome Measures & Health Care Professions  
Education Completion Statistics for 2001-2006**

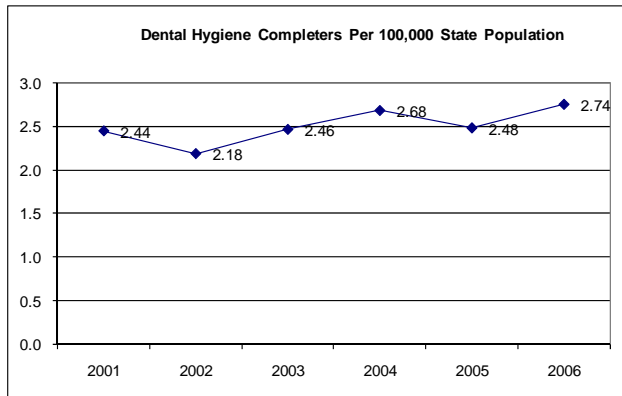
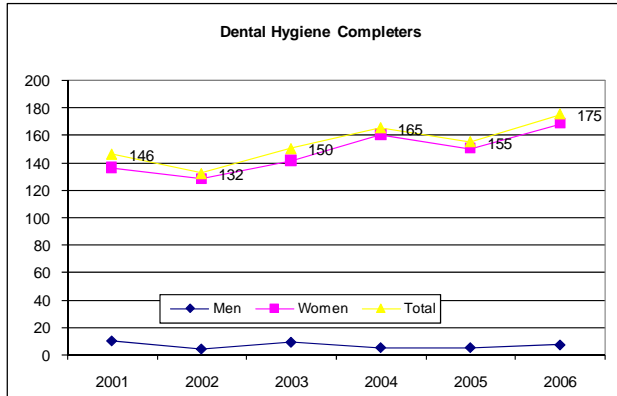
The source data for the Outcome Measures used for this report came from the Integrated Postsecondary Education Data system (IPEDS) of the National Center for Education Statistics for 2006. IPEDS is a systematic survey of educational organizations whose primary purpose is to provide postsecondary education.

IPEDS attempts to conduct a complete census of all postsecondary educational organizations. Coverage is thought to be high, with response rates above 90 percent. In Washington State there was one postsecondary educational technical school that did not have program completion data in the IPEDS database. As a result the data in the report for three programs was under-reported. The programs are:

- Dental Hygienists
- Dental Assistance
- Associate's Registered Nurses

The Washington State Board of Community and Technical Colleges (SBCTC) has subsequently supplied the outcome data for these programs. The updated tables are presented here.

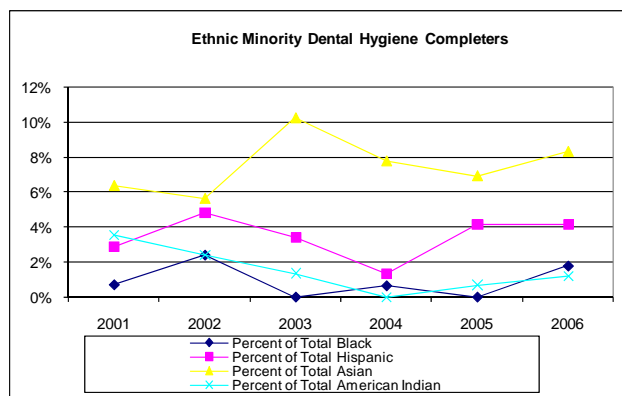
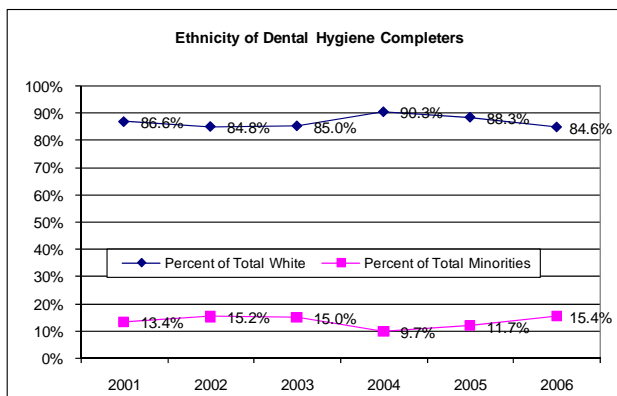
## Dental Hygiene (CIP51.0602) on page 28 of the report



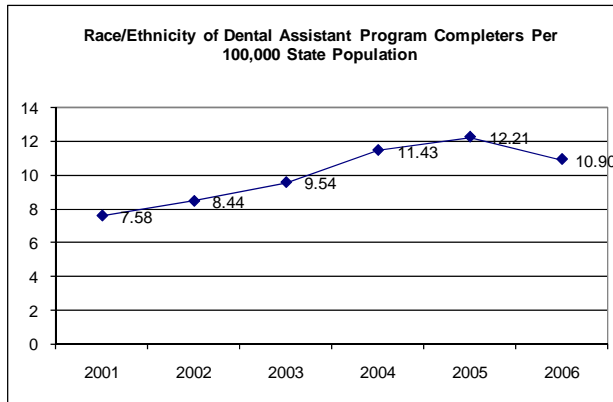
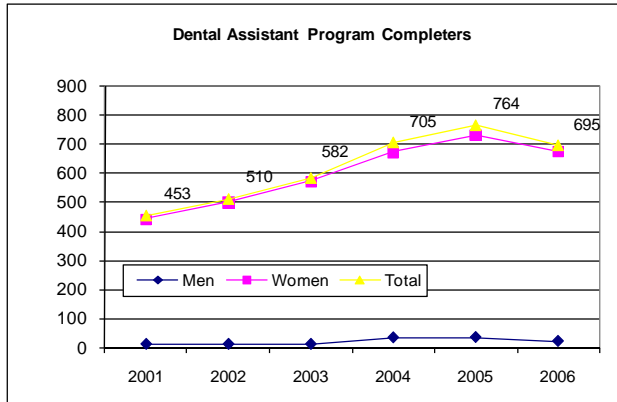
- Eight community, state colleges and universities offered Dental Hygiene programs in 2006.
- There are two types of Dental Hygiene programs in Washington. The number of program completions from 2001-2006 by type are as follows:

Type of Program	Number of Program Completions					
	2001	2002	2003	2004	2005	2006
Associate	109	105	114	119	98	125
Baccalaureate	37	27	36	46	57	50

- Total annual program completions increased by 20 percent from 2001 to 2006.
- Completions per 100,000 population increased by 2.7 percent from 2001 to 2006.
- 96 percent of program completers were female in 2006 compared to 93.2 percent in 2001.



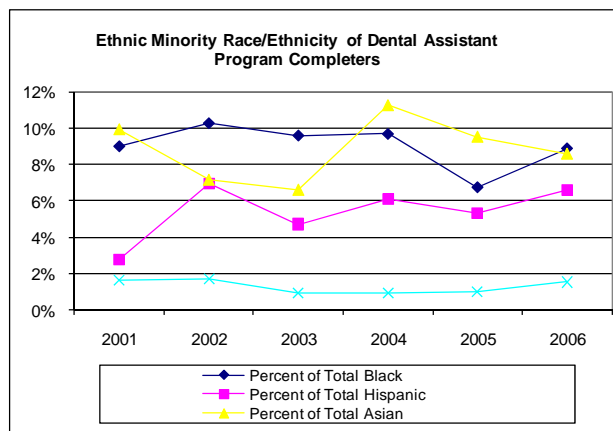
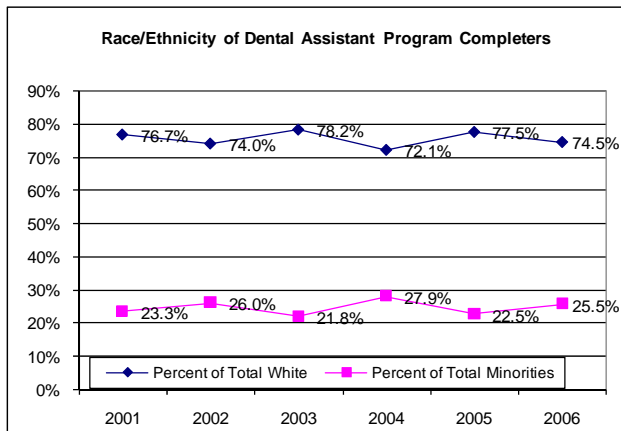
**Dental Assistant (CIP 51.0601)  
on page 29 of the report**



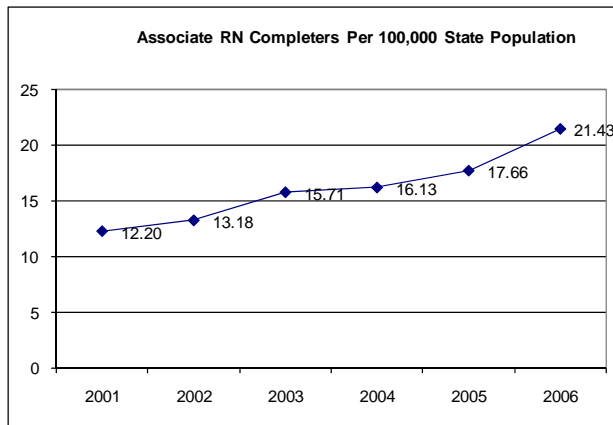
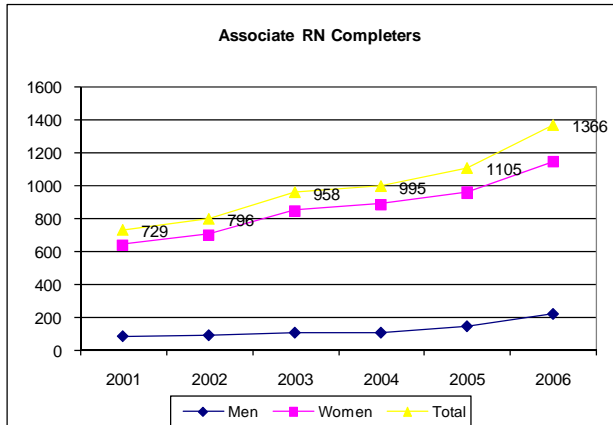
- Fifteen community, technical and state colleges offered Dental Assistant programs in 2006.
- There are three types of Dental Assistant programs in Washington. The number of program completions from 2001-2006 by type are as follows:

Type of Program	Number of Program Completions					
	2001	2002	2003	2004	2005	2006
Less than two years	383	471	515	656	716	626
Associate	32	25	52	42	36	56
2 to 4 years	38	14	15	7	12	13

- Total annual program completions increased by 53.4 percent from 2001 to 2006.
- Completions per 100,000 population increased by 43.8 percent from 2001 to 2006.
- 97 percent of program completers were female in 2006 compared to 97.6 percent in 2001.



**Associate Registered Nurse (CIP 51.1601)  
on page 32 of the report**



- Thirty-six community and technical colleges and universities offered Associate Level Registered Nurse programs in 2006.

Type of Program	Number of Program Completions					
	2001	2002	2003	2004	2005	2006
Associate	729	796	958	995	1105	1366

- Total annual program completions for associate level RNs increased by 87.4 percent from 2001 to 2006.
- Completions per 100,000 population increased by 75.6 percent from 2001 to 2006.
- 83.8 percent of program completers were female in 2006 compared to 88.1 percent in 2001.

